

# GLOBAL PEACE INDEX 2018

SNAPSHOT

**MEASURING PEACE  
IN A COMPLEX WORLD**

INSTITUTE FOR  
ECONOMICS  
& PEACE

# 2018 GLOBAL PEACE INDEX SNAPSHOT

## MEASURING PEACE IN A COMPLEX WORLD

The Global Peace Index 2018 report finds that the global level of peace has deteriorated by 0.27% over the last year. This is the fourth successive year of deterioration, finding that 92 countries have deteriorated, while 71 countries have improved. The report reveals a world in which tensions, conflicts and crises that have emerged over the past decade remain unresolved, causing a gradual, sustained decline in global levels of peacefulness.

## 2018 key highlights

- 92 countries deteriorated whilst 71 countries improved between 2016 and 2017
- Syria, Afghanistan, South Sudan, Iraq and Somalia are the least peaceful countries in the world
- Iceland, New Zealand, Austria, Portugal and Denmark are the most peaceful countries in the world
- Countries that improved in peace over the last decade had seven times higher GDP growth rates
- Military expenditure compared to country GDP has been steadily falling in more countries than increasing
- Battle deaths have risen steadily over the last 10 years, increasing by 264%
- Both Europe and North America become less peaceful, with 23/36 countries in Europe deteriorating last year
- Sub-Saharan Africa was home to four of the five largest improvements in peacefulness

FOR MORE OF SECTION 1: RESULTS, SEE THE 2018 REPORT

## Five most & least peaceful countries

In the 2018 GPI, 92 countries deteriorated while 71 countries improved, with the global average deteriorating by 0.27 per cent. This is the highest number of countries to deteriorate in peacefulness in a single year since the 2010 GPI.

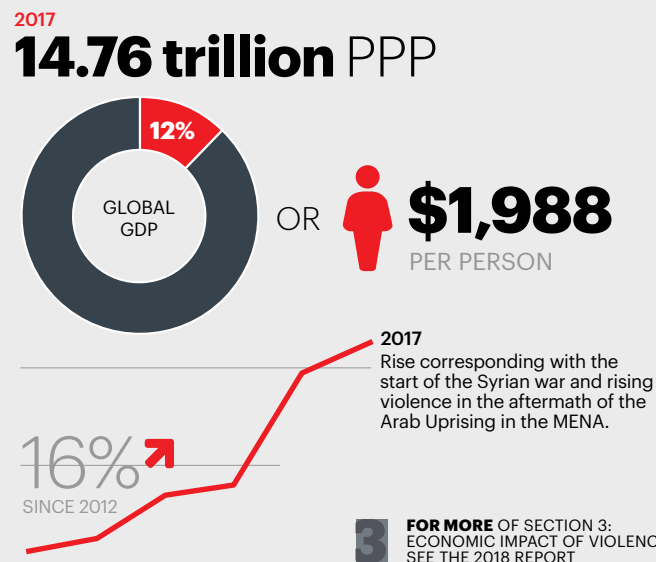
MOST PEACEFUL		SCORE	CHANGE
1	Iceland	1.096	↔
2	New Zealand	1.192	↔
3	Austria	1.274	↑ 1
4	Portugal	1.318	↓ 1
5	Denmark	1.353	↔

LEAST PEACEFUL		SCORE	CHANGE
159	Somalia	3.367	↔
160	Iraq	3.425	↑ 1
161	South Sudan	3.508	↓ 1
162	Afghanistan	3.585	↔
163	Syria	3.6	↔

FOR MORE OF SECTION 1: RESULTS, SEE THE 2018 REPORT

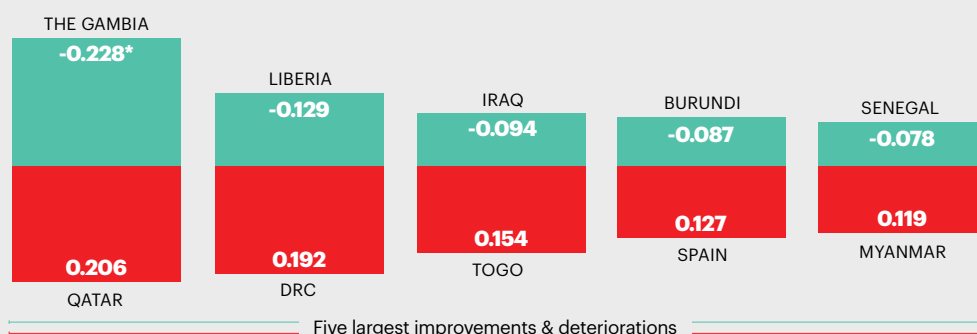
## Global economic impact of violence

The global economic impact of violence, higher in 2017 than at any point in the last decade, was \$14.76 trillion PPP in 2017, equivalent to 12.4 per cent of global GDP, or \$1,988 per person.



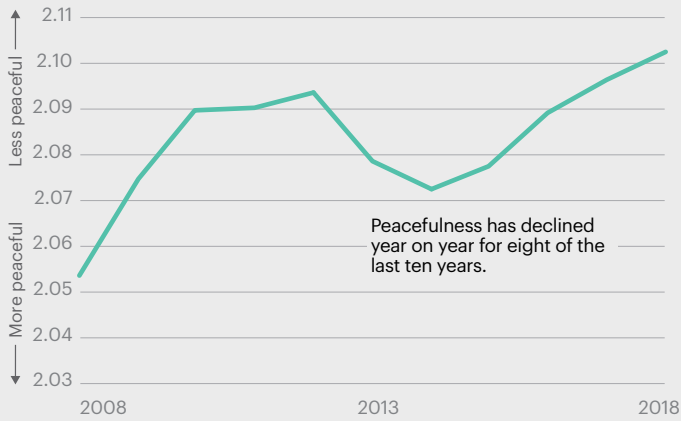
## 2018 improvements & deteriorations

CHANGE IN GPI SCORE 2017-2018



# Trends

TEN YEAR GPI TREND BY OVERALL SCORE, 2008–2018



**12.7%**

The 25 least peaceful countries declined by 12.7 per cent on average over the last decade.

**0.9%**

The 25 most peaceful countries improved by an average 0.9 per cent over the last decade.

Source: IEP.

FIVE LARGEST IMPROVEMENTS & DETERIORATIONS BY INDICATOR



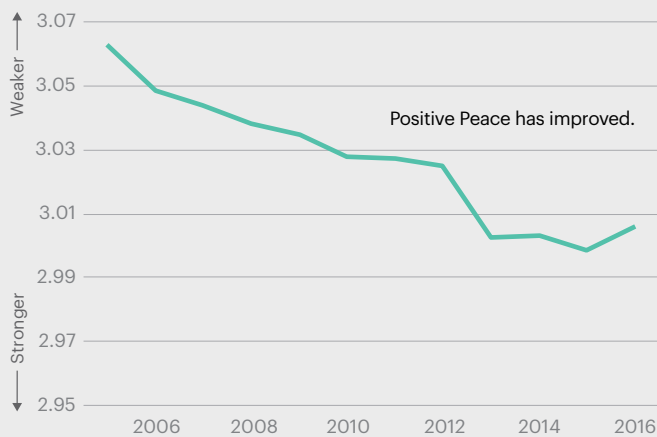
\*Domain

**2** FOR MORE SECTION 2: TRENDS, SEE THE 2018 REPORT

## Positive Peace

The average global level of Positive Peace increased steadily between 2005 and 2013. However, this trend levelled out in the two years to 2015, after which Positive Peace deteriorated in 2016.

GLOBAL AVERAGE POSITIVE PEACE SCORE, 2005-2016



Source: IEP

**4** FOR MORE OF SECTION 4: POSITIVE PEACE, SEE THE 2018 REPORT

## The Pillars of Positive Peace

Positive Peace is defined as the attitudes, structures and institutions that underpin and sustain peaceful societies.

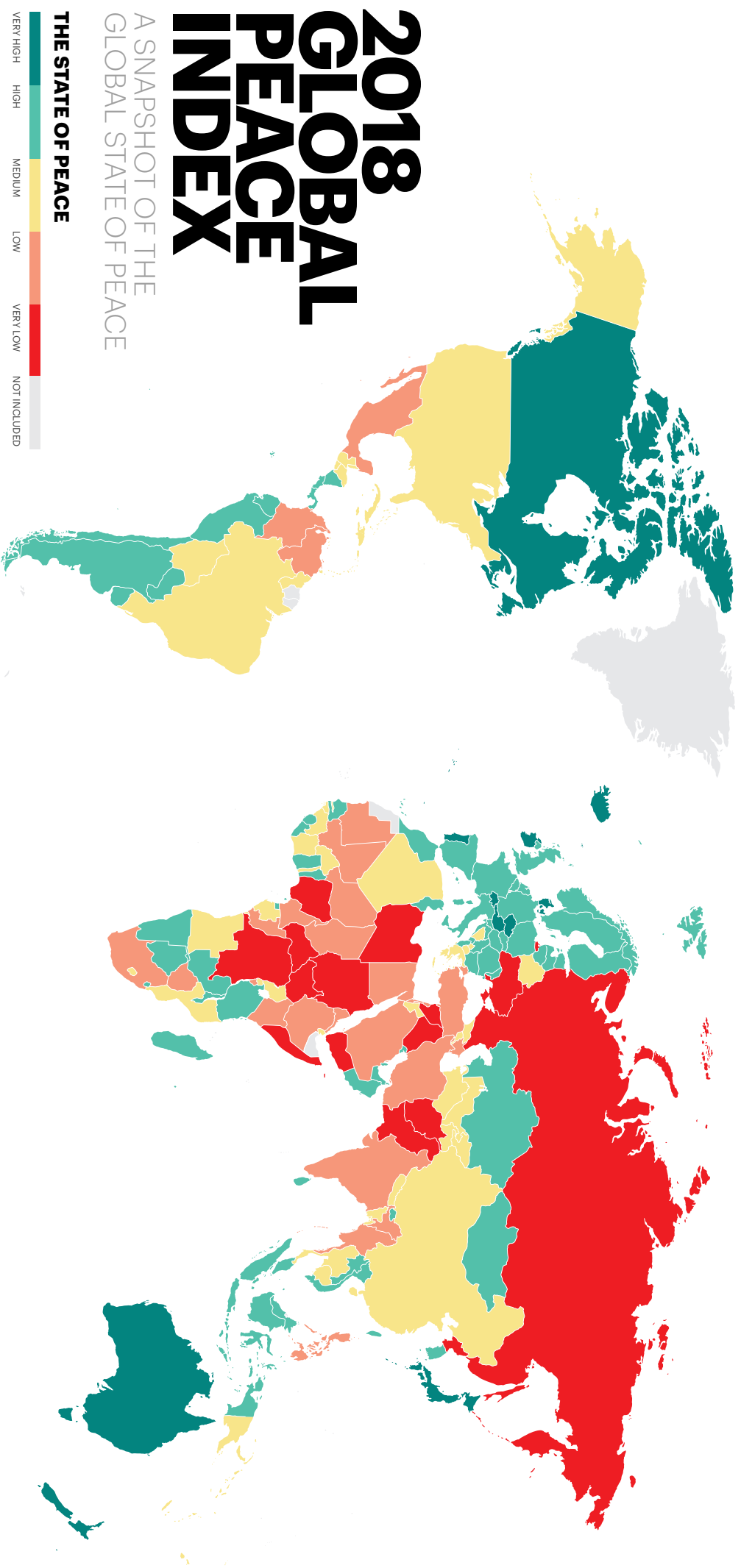


In the 2018 GPI, 92 countries deteriorated while 71 countries improved, with the global average deteriorating by 0.27 per cent. This is the highest number of countries to deteriorate in peacefulness in a single year since the 2010 GPI.

**71**  
COUNTRIES

**92**  
COUNTRIES

**1** FOR MORE OF SECTION 1: RESULTS, SEE THE 2018 REPORT



The Global Peace Index, produced by the Institute for Economics & Peace (IEP), ranks 163 countries (99.7% of the world's population) according to 23 qualitative and quantitative indicators of peace.

See the full list of rankings and explore the data on the interactive map at [visionofhumanity.org](http://visionofhumanity.org). Click on a country to see the levels of peacefulness, compare two or more countries and use the timeline to see the changes in levels of peacefulness since 2008.

The GTI is developed by the Institute for Economics & Peace, an independent, non-partisan, non-profit think tank dedicated to shifting the world's focus to peace as a positive, achievable and tangible measure of human wellbeing and progress.

IEP is headquartered in Sydney with offices in New York, The Hague, Mexico City and Brussels. It works with a wide range of partners internationally and collaborates with intergovernmental organisations on measuring and communicating the economic value of peace.

**INSTITUTE FOR  
ECONOMICS  
& PEACE**



[economicsandpeace.org](http://economicsandpeace.org)  
[visionofhumanity.org](http://visionofhumanity.org)